

# **Citrat Stopplösung / Stopping Solution ELISA**

**REF: 141101**

**STOP**

## **Gebrauchsanweisung / Instruction For Use**

**NUR ZUR IN VITRO DIAGNOSTIK / FOR IN VITRO DIAGNOSTICS ONLY**  
**Nur zur professionellen Anwendung / For professional use only**

**Virotech Diagnostics GmbH**  
**Waldstrasse 23 A2**  
**63128 Dietzenbach, Germany**

**Tel.: +49(0)6074-23698-0**  
**Fax.: +49(0)6074-23698-900**  
**[www.goldstandarddiagnostics.com](http://www.goldstandarddiagnostics.com)**



## 1. INTENDED USE

---

<b>STOP</b>	
Intended Use	for use with ELISA products from Virotech Diagnostic
Function	Reagent for stopping the colour development of the ELISA test sample by enzyme activity
Classification	class A
Automation	n/a
Testart	n/a
Sample	Human Serum or Plasma/ CSF
Target population	n/a
Intended user	Specialised personnel in laboratories

## 2. TEST PRINCIPLE

---

When performing the ELISA, a blue dye is produced by enzyme activity (peroxidase) after addition of **SUBS**, provided that suitable antibodies have bound to the antigen fixed on the micro plate. This process is terminated by the addition of **STOP** and the blue colour changes to yellow.

## 3. PACKAGE CONTENTS

---

**STOP** 6ml Citrat Stopplösung/Stopping Solution ELISA, acid mixture, ready-to-use / pH <1,2 (20°C) pH

Quality Control Certificate

Single component note

The SDS is available at: [ifu.virotechdiagnostics.com](http://ifu.virotechdiagnostics.com)

## 4. STORAGE AND STABILITY OF THE READY-TO-USE COMPONENT

---

Store **STOP** at 2-8°C. The shelf life of the reagent is stated on the respective label. After opening, the reagent is stable for three months.

## 5. PREPARATION OF THE REAGENT

---

Before use, bring the reagent to room temperature (20-25°C) and mix well by inverting several times. **STOP** is ready-to-use.

## 6. SAMPLE DILUTION, PROCEDURE, INTERPRETATION OF RESULTS AND PERFORMANCE CHARACTERISTICS

---

The reagent is used according to the instructions for use of the ELISA products of Virotech Diagnostics directly before starting the test.

Attention: To avoid microbial contamination, the following points must be observed:

- Use only clean pipette tips, dispensers, and laboratory materials
- Do not return residual liquid to original bottle
- Do not change the lid
- Immediately reseal bottles after opening and removal
- Check reagents for contamination when used again

The further performance and evaluation of the test is carried out according to the information in the instructions for use of the ELISA product. The respective performance characteristics of the product can also be found here.

## 7. QUALITY CONTROL

---

In accordance with Virotech Diagnostics GmbH's ISO-certified quality management system, each batch of **STOP** is tested against predetermined specifications to ensure consistent product quality.

## 8. LIMIT

**STOP** must not be mixed with or substituted by reagents of other manufacturers.

## 9. WARNINGS AND PRECAUTIONS






- In vitro diagnostic agent for professional use.
- The information, safety measures and warnings in the instructions for use must be strictly followed. In case of deviation, the user is liable for any incorrect results.
- Wearing a lab coat, disposable gloves and protective goggles is recommended during use. If contact with reagent nevertheless occurs, the relevant Safety Data Sheet (SDS) should be consulted.
- All materials of human or animal origin are to be considered potentially infectious and treated accordingly.
- Do not use after expiry date.

## 10. DISPOSAL CONSIDERATIONS









### Reagent

Chemicals and preparations, as well as their containers, are generally hazardous waste. Their disposal is subject to national waste legislation and regulations. The competent authority provides information on the disposal of hazardous waste.

### Information on Packaging Materials

 <b>PAP 22</b>	 <b>Plastics HDPE 2</b>	 <b>PP 5</b>	 <b>LDPE 4</b>	 <b>Glass GL 72</b>
-----------------------------------------------------------------------------------------------------	------------------------------------------------------------------------------------------------------------------	---------------------------------------------------------------------------------------------------	------------------------------------------------------------------------------------------------------	----------------------------------------------------------------------------------------------------------------

### SYMBOL KEY

	Manufacturer
	In vitro diagnostics
	Production lot number
	Usable until
	Temperature limit
	CE mark
	Article number
 Hinweis auf eIFU	Follow the Instruction For Use <a href="http://ifudownload.virotechdiagnostics.com">http://ifudownload.virotechdiagnostics.com</a>